

LEVO Dealer:

Date:

Dealer reference / Client name:

LEVO AG  
 Anglikerstrasse 20  
 CH-5610 Wohlen  
 Tel.: +41 56 618 44 11  
 Fax: +41 56 618 44 10  
 Office@levo.ch

Order number:


Standard configuration

60.001.7310

- M/E Wheelchair: Manual driving, seating and powered standing
- Seat plate and backrest upholstery
- Flip-up armrests
- Armrest height and armrest angle adjustable
- Armrests round with built-in rocker switch
- Fold down backrest
- Standard color: white
- Detail color: carmine red
- Easy transfer or two-piece flip-up footrest
- Rear wheels LEVO Active compl. black air tires
- Batteries and battery charger
- Chest strap and sports or extra stable knee support with wedge



## Anthropometric Data



### 1 Hip width

Please check the correct box according to the measured hip width in a sitting position:

35 cm  48 cm

#### Seat width:

35 cm	<input type="checkbox"/>	Option
38 cm	<input type="checkbox"/>	Option
40 cm	<input type="checkbox"/>	Option
42 cm	<input type="checkbox"/>	Option
45 cm	<input type="checkbox"/>	Option
48 cm	<input type="checkbox"/>	Option
50 cm	<input type="checkbox"/>	Option

1

### 2 Upper leg length

There are three seat frame sizes available for the Summit: S, M and L. The upper leg length determines which frame size and which armrest size to choose for the wheelchair.

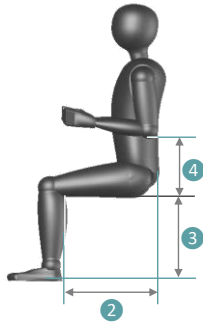
Please fill in the measured upper leg length:

40 cm  63 cm

Example:

Upper leg length            43 cm  
    - 6 cm  
**Seat upholstery depth    37 cm**

		<b>Upper leg length:</b>		
		40 cm	<input type="checkbox"/>	63 cm
		<b>Seat upholstery depth:</b>		
S	35 cm	<input type="checkbox"/>	Option	
	37 cm	<input type="checkbox"/>	Option	
	39 cm	<input type="checkbox"/>	Option	
	41 cm	<input type="checkbox"/>	Option	
	43 cm	<input type="checkbox"/>	Option	
	45 cm	<input type="checkbox"/>	Option	
	47 cm	<input type="checkbox"/>	Option	
	49 cm	<input type="checkbox"/>	Option	
	51 cm	<input type="checkbox"/>	Option	
	53 cm	<input type="checkbox"/>	Option	
M	55 cm	<input type="checkbox"/>	Option	
	L			



2

### 3 Lower leg length

The lower leg length determines the footrest position and the seat height of the wheelchair. The seat height determines the wheel size and with that the total height of the wheelchair.

Please fill in the measured lower leg length:

cm

Please check the desired seat height and footrest position, measured from the seat upholstery (without the seat cushion).

		<b>Lower leg length:</b>	
		<input type="text"/>	cm
		<b>Footrest position:</b>	
*	SH 48	<input type="checkbox"/>	Option
	SH 50	<input type="checkbox"/>	Option
	SH 52	<input type="checkbox"/>	Option
	SH 54	<input type="checkbox"/>	Option
	36 cm	<input type="checkbox"/>	Option
	38 cm	<input type="checkbox"/>	Option
	40 cm	<input type="checkbox"/>	Option
	42 cm	<input type="checkbox"/>	Option
*	44 cm	<input type="checkbox"/>	Option
	46 cm	<input type="checkbox"/>	Option
	48 cm	<input type="checkbox"/>	Option
50 cm	<input type="checkbox"/>	Option	

\* Only possible with Easy Transfer Footplate

Please measure the anthropometric data as shown. If possible, the user should be in a sitting position and wearing shoes.

### 4 Elbow height

Standard armrest height is 18 cm

18 cm  30 cm

## Wheels

Floor to seat height in the front, measured without seat cushion

Seat height ▶	48	50	52	54	Seat height ▶	48	50	52	54	
	22"	22"	22"	X		4"	4"	4"	4"	
Rear wheels ▶		24"	24"	24"	Front wheels ▶		5"	5"	5"	
			26"	26"			X	6"	6"	6"
	X									

## Armrest



Armrest round

Swing-away chest support

Rotatable to the side and flip-up, for increased safety feeling.

Distance "D" between backrest tube and the beginning of radius, see photo

D		Standard
27 cm		60.005.7040
32 cm		60.005.7041
37 cm		60.005.7042

**Stand-up operation** Up to two options are possible. It is not possible to combine rocker and toggle switches.

Stand-up operation with rocker switch

Stand-up operation with toggle switch

Hand control

Dual switch for table tray control, table tray not included

Right	Standard
Left	Option
Right	60.007.0060
Left	60.007.0060
	60.007.0080
	60.007.0015

### Second control (optional):

Hand control

Dual switch for table tray control, table tray not included

Y-Cable, needed for dual control option

	31.730.0320
	60.007.0015
	31.730.0310

## Frame color

Traffic white

Traffic black

Metallic colors on request

Other RAL colors on request

RAL 9016

RAL 9017

Mét.:

RAL:

	Standard
	Option
	60.008.0020
	60.008.0010

## Detail color

Carmine red

Pure orange

Melon yellow

Light blue

Signal blue

Traffic purple

Black

Metallic colors on request

Reflex colors on request

Other RAL colors on request

RAL 3002

RAL 2004

RAL 1028

RAL 5012

RAL 5005

RAL 4006

Mét.:

Reflex:

RAL:

	Standard
	Option
	Option
	Option
	Option
	Option
	Option
	60.008.0220
	60.008.0230
	60.008.0210

## Backrest

Standard sling backrest height

Backrest extension

V-Trak backrests

Without backrest

32 cm	Standard
34 cm	Option
36 cm	Option
38 cm	Option
40 cm	Option
42 cm	60.009.0160
44 cm	60.009.0160
46 cm	60.009.0160
48 cm	60.009.0160
50 cm	60.009.0160
	On request
	60.109.7310

## Backrest angle

Active

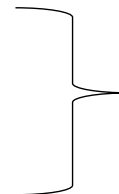
Passive

81°	Option
84°	Option
87°	Option
90°	Standard
93°	Option
96°	Option

**Seat cushion with memory foam depending on the seat depth and seat width**

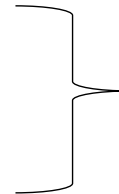


Seat width ▶ Seat cushion depth	35	38	40	42	45	48	50
<b>35 - 39 cm</b>	30.100.3822	30.100.3820	30.100.3830	30.100.3840	30.100.3850	30.100.3855	30.100.3856
<b>41 - 47 cm</b>	30.100.3857	30.100.3860	30.100.3870	30.100.3880	30.100.3890	30.100.3900	30.100.3902
<b>49 - 55 cm</b>	30.100.3907	30.100.3910	30.100.3920	30.100.3930	30.100.3940	30.100.3950	30.100.3956



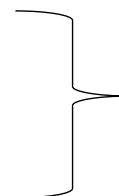
**Additional seat cushion cover**

Seat width ▶ Seat cushion depth	35	38	40	42	45	48	50
<b>35 - 39 cm</b>	30.100.3823	30.100.3821	30.100.3831	30.100.3841	30.100.3851	30.100.3854	30.100.3953
<b>41 - 47 cm</b>	30.100.3858	30.100.3861	30.100.3871	30.100.3881	30.100.3891	30.100.3901	30.100.3903
<b>49 - 55 cm</b>	30.100.3908	30.100.3911	30.100.3921	30.100.3931	30.100.3941	30.100.3951	30.100.3957



**Urin proof seat cushion cover**

Seat width ▶ Seat cushion depth	35	38	40	42	45	48	50
<b>35 - 39 cm</b>	30.100.3824	30.100.3864	on request	30.100.3842	30.100.3865	on request	on request
<b>41 - 47 cm</b>	on request	30.100.3863	30.100.3873	30.100.3882	30.100.3892	on request	on request
<b>49 - 55 cm</b>	on request	on request	on request	on request	30.100.3942	30.100.3942	30.100.3985



**Headrest**



- ① V-Trak headrest on request
- ① V-Trak headrest standard, *only in combination with V-Trak Axxis backrest*
- ② V-Trak headrest winged, *only in combination with V-Trak Axxis backrest*
- Track extension for V-Trak head support, *for V-Trak 60 and 80 cm*

	02.067.116
	02.067.117
	02.009.0028

**Lateral supports and hardware**

V-Trak lateral supports on request

V-Trak lateral support, pad and cover

**Medium Right**  
**Medium Left**

	32.068.0030
	32.068.0040

V-Trak lateral support, pad and cover

**Large Right**  
**Large Left**

	32.068.0010
	32.068.0020

**Knee support**



- ① Knee support extra strong
- ① Sports knee support
- ② Rectangular knee wedge
- ③ Conical knee wedge, *gives more support, in particular with spasticity*

	60.011.0010
	Option

**50x100**  
**60x100**  
**80x100**  
**50x150**  
**80x150**

	Option
	Option
	Option
	Option
	Option

**50-100x100**  
**90-140x100**  
**130-180x100**

	60.011.0020
	60.011.0020
	60.011.0020

**Footrest**



- ① Easy transfer foot plate, *foot plate is closer to the floor which makes transfers easier*
- Two-piece flip-up footrest
- ② One piece footrest, flip-up backwards
- ③ Footrest height adapter, set
- Non-slip footrest surface

**20 cm**  
**25 cm**

	Option
	60.003.0130

	Option
--	--------

	60.003.0050
	32.073.0091

	60.003.0040
--	-------------

**Foot plate angle**

80°	Option
90°	Standard
100°	Option

**Rear wheel position**

Select the appropriate setting for the rear wheels. The shorter the wheelbase is, the more active the wheelchair becomes and the risk of tipping is greater. Anti-tip aids are recommended in that case. Normally the wheels are positioned according to the frame size.

Active	Option
Standard	Option
Passive	Option

**Wheel options**




Rear wheels with airless tires	60.002.0010
Rear wheels with black marathon plus tires, in combination with air tires only available for 22" & 24" wheels	60.002.0090

① Spinerge wheels	Red	60.002.0015
	Black	60.002.0015
	White	60.002.0015
	2°	60.002.0081
	4°	60.002.0082
Steel hand rim		60.002.0070
Reinforced wheelaxle for auxiliary drives (E-fix/Smartdrive/Wheeldrive)		60.002.0088

**Accessories**

**Table Tray**

35	38 - 40	42 - 50
32.070.0115	32.070.0116	32.070.0117



① Push handles	Pair	2 x 32.073.0041
② Anti-tip rolls	Right	32.073.0031
	Left	32.073.0031
③ Anti-tip / tip aid combination, swing away	Right	22" & 24": 32.073.0032
	Left	32.073.0032
	Right	26": 32.073.0033
	Left	32.073.0033
④ Spoke guard transparent	Pair	22" 2 x 02.066.1014
		24" 2 x 02.066.1015
		26" 2 x 02.066.1017
<i>Other spoke guards on request</i>		
⑤ Brake lever extension (6 cm)	Right	30.100.5030
	Left	30.100.5030
Knee support height adapter for Sports knee support	Pair	2 x 32.073.0010
Knee support height adapter for extra strong knee support	Pair	2 x 32.073.0020
⑥ Seat depth and footrest quick adjustment kit, only in combination with seat depth M and L		60.004.0020
Outrigger for seat inclination		30.104.6570
Tie-down kit for transportation		32.073.0050

Remarks